

YSCL250 CC SERIES

Input: 100-240VAC 50/60Hz; 200-240VAC 50Hz
Output Current: depend on requirement
Rated Power: 250W max

Features:

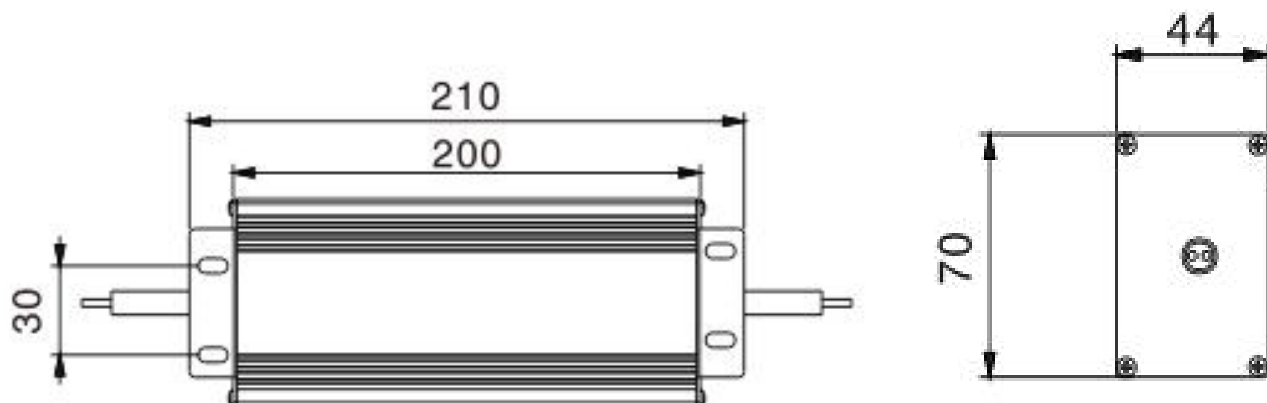
- Universal Input:
100-240V AC 50/60Hz; 200-240VAC 50Hz
- RoHS Compliance
- EMI Standard EN55015:2019+A11
- Safety Standard: EN61347-1:2015, EN61347-2-13:2014+A1:2017, UL8750
- Inrush current < 65A AC230V/50Hz
- High efficiency & low power consumption
- Short Circuit, Over Current and Over Voltage Protection
- Over temperature protection
- 100% full load burn-in test

Application

LED lights bring
 LED indoor lighting
 LED decorative lighting
 LED building lighting



■ Dimensions and Installation

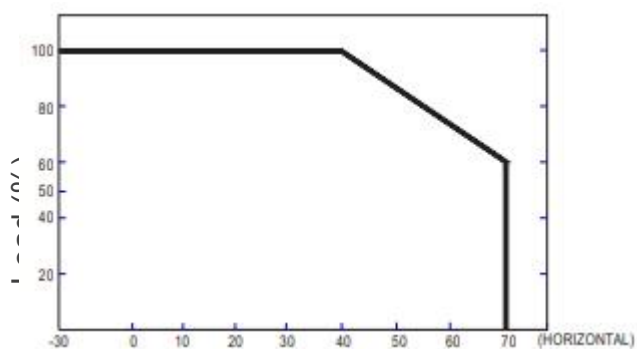


YSCL250 CC SERIES

MODEL DETAIL SPEC. (allow for customized)		YSCL250-1500	YSCL250--2100	YSCL250--3150	YSCL250--4200
INPUT	Input Voltage:	100-240VAC/200-240VAC			
	Input Frequency:	50/60Hz			
	Inrush Current:	65A/230VAC at full load			
	AC Current:	2.84A/115VAC 1.42A/230VAC			
	Leakage Current:	< 0.25mA/240VAC			
	Efficiency:	92%			
OUTPUT	Rated Current:	2100mA	3600mA	4200mA	7200mA
	Voltage Range:	90-119V	55-69V	35-59.5V	20-34.7V
	Rated Power:	250W			
	Current Tolerance:	±5.0%			
	Ripple and Noise:	<5%	<5%	<5%	<5%
	Line Regulation:	±3%			
	Load Regulation:	±5%			
	Setup, Rise, Hold Up time:	1s, 10ms/60ms 230VAC 1000ms, 1ms/25ms 115VAC at full load			
ENVIRONMENTAL	Operating Temperature:	-20 ~ +50 (Refer to "Derating Curve")			
	Storage Temp:	-40°C ~ 85°C			
	Storage Humidity:	20 ~ 95% RH			
	Working Humidity:	20 ~ 95% RH non-condensing			
PROTECTION	Over Load:	Above 105%-130% rated output power			
		Protection type: Hiccup mode, recovers automatically after fault condition is removed			
	Over Voltage:	Above 105%-130% rated output voltage			
		Protection type: Shut down o/p voltage, re-power on to recover			
	Over Temperature:	Shut down o/p voltage, re-power on to recover			
SAFETY & EMC	Safety Regulations:	EN61347-2-13:2014+A1:2017, EN61347-1:2015; EN62493:2015			
	Withstand Voltage:	I/P-O/P: 3.75KVAC			
	Harmonic	EN61000-3-2 Class C EN61000-3-3			
	EMI:	Compliance to EN55015			
	EMS :	compliance to 61547:2009			
OTHER	MTBF:	200,000 Hours Minimum at Full Load at 25°C Ambient			
	Size:	210*70*44mm			
	Weight:	600g / pcs			
	Packaging:	20PCS/CTN			

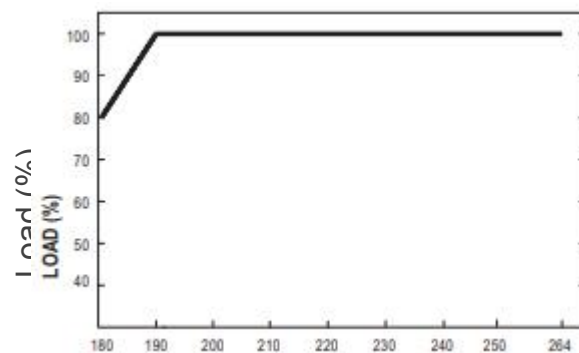
YSCL250 CC SERIES

Deduction curve and temperature



Environment temperature(°C)

Minus output and input voltage curves



Input voltage(VAC)

Functional Diagram

