

YSL12 CC SERIES

Input: 100-240V/200-240V AC 50-60Hz
Output Current: depend on requirement
Rated Power: 12W max



Features:

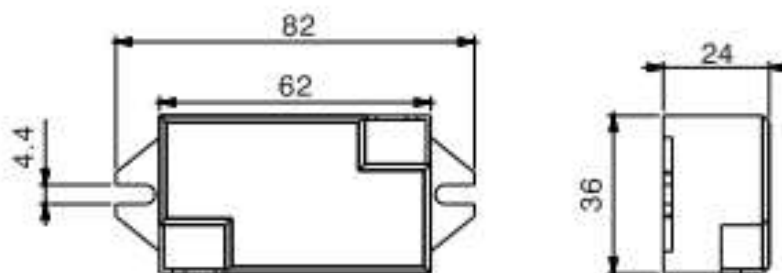
- Universal Input: 100-240V/200-240V AC 50-60Hz
- RoHS Compliance
- EMI Standard EN55015
- Safety Standard: EN61347-1, EN61347-2-13, UL8750
- Inrush current < 65A AC230V/50Hz
- High efficiency & low power consumption
- Short Circuit, Over Current and Over Voltage Protection
- Over temperature protection
- 100% full load burn-in test

Application:

LED lights lighting
LED indoor lighting
LED decorative lighting
LED building lighting



■ Dimensions and Installation

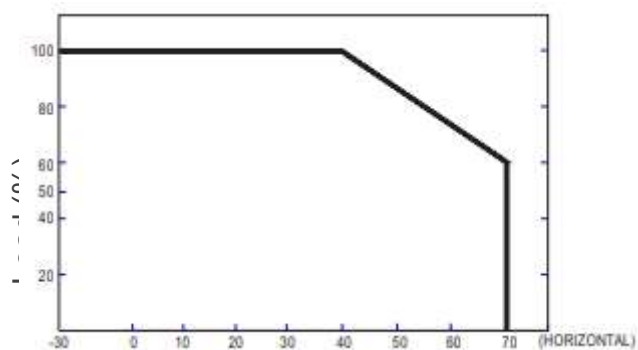


YSL12 CC SERIES

MODEL DETAIL SPEC. (Allow for customized)		YSL12-350	YSL12-500	YSL12-700
INPUT	Input Voltage:	100-240VAC/ 200-240VAC		
	Input Frequency:	50-60Hz		
	Inrush Current:	65 Amps max. at 230VAC/50Hz,full load		
	AC Current:	0.68A/230VAC		
	Leakage Current:	< 0.25mA/240VAC		
	Efficiency:	88%	88%	88%
OUTPUT	Rated Current:	350mA	500mA	700mA
	Voltage Range:	21-34.2V	15-24V	11-17V
	Rated Power:	12W	12W	12W
	Voltage Tolerance:	±5.0%	±5.0%	±5.0%
	Ripple and Noise:	<5%	<5%	<5%
	Line Regulation:	±3%		
	Load Regulation:	±5%		
	Setup, Rise, Hold Up time:	1s, 10ms/60ms 230VAC 1000ms, 1ms/25ms 115VAC at full load		
ENVIRONMENTAL	Operating Temperature:	-20 ~ +50 (Refer to "Derating Curve")		
	Storage Temp:	-40℃ ~ 85℃		
	Storage Humidity:	20 ~ 95% RH		
	Working Humidity:	20 ~ 95% RH non-condensing		
PROTECTION	Over Load:	Above 105%-130% rated output power		
		Protection type: Hiccup mode, recovers automatically after fault condition is removed		
	Over Voltage:	Above 105%-130% rated output voltage		
		Protection type: Shut down o/p voltage, re-power on to recover		
	Over Temperature:	Shut down o/p voltage, re-power on to recover		
SAFETY & EMC	Safety Regulations:	EN61347-2-13:2014+A1:2017,EN61347-1:2015;EN62493:2015		
	Withstand Voltage:	I/P-O/P:3750KVAC		
	Harmonic	EN61000-3-2 Class C EN61000-3-3		
	EMI:	Compliance to EN55015		
	EMS:	compliance to 61547:2009		
OTHER	MTBF:	200,000 Hours Minimum at Full Load at 25℃ Ambient		
	Size:	90*40*24mm		
	Weight:	50g / pcs		
	Packaging:	100PCS/CTN,36*28.5*25cm		

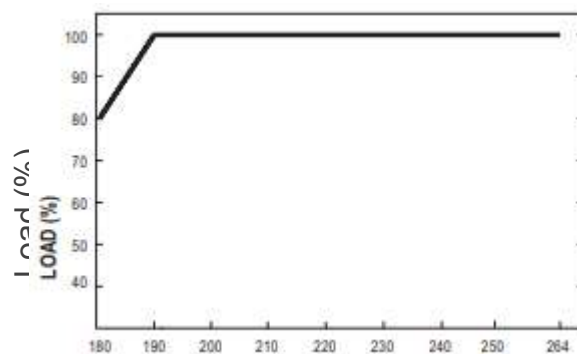
YSL12 CC SERIES

Deduction curve
and temperature



Environment temperature(°C)

Minus output
and input voltage curves



Input voltage(VAC)

Functional Diagram

